

Pumps and Dispensing Kits for AdBlue (AUS 32, Urea)



Fuelling AdBlue (AUS 32, Urea) made really easy!



ZUWA-Zumpe GmbH
Franz-Fuchs-Str. 13-17
D-83410 Laufen
www.zuwa.de

Phone: +49 8682 8934-50
Fax.: +49 8682 8934-850
E-Mail: export@zuwa.de



Dispensing Kits for AdBlue (AUS 32, Urea)

In order to meet the new EURO 5 directive (reduction of noxious emissions) trucks are equipped with SCR catalytic converters requiring the use of AdBlue, a mixture of water and Urea. Each truck has an additional tank for this specific fluid.

Dispensing Kit PRO / BASIC for AdBlue (AUS 32, Urea)

Complete dispensing kit especially suitable for IBC or smaller container.

- ▶ powerful self priming diaphragm pump
- ▶ digital flow meter K 24 (type PRO)
- ▶ suction hose with quick coupling
- ▶ 6 metre supply hose
- ▶ automatic nozzle (on PRO and BASIC PLUS) or manual nozzle (on BASIC)
- ▶ nozzle holder with drip collector



*Dispensing kit PRO
The auto cut off nozzle makes refuelling absolutely easy. The precise filling amount is shown on the display of the flow meter.*



Dispensing kit TROLLEY (without barrel and pump) for BASIC and PRO



*Dispensing kit BASIC
for convenient refuelling*




*Dispensing kit DRUM (without barrel)
available with automatic nozzle (DRUM PLUS)*

THREE25 - Dispenser Systems for IBC Tanks

Designed to ensure optimum durability and efficiency, the Three25 administers a 32.5% Urea solution that is protected by our AdBlue 3D filter which prevents the contamination of your AdBlue and in turn allows for an increased life of the catalytic converter. The Three25 features a complete, turnkey system that gives users the ability to safely dispense their AdBlue fluids.

- 1) AdBlue 3D Filter
- 2) Sturdy, stainless steel, plate with roll bar protection
- 3) SEC connector for plastic couplings or new DEF Coupler (PDC) for common IBC tank steel coupling systems
- 4) New security lock bracket system
- 5) High capacity hose holder and practical nozzle holder
- 6) Crimped EPDM delivery hose
- 7) New SB325/SB325-meter automatic nozzle with break-away system and stainless steel spout



Technical Details

Dispensing kits for AdBlue	Volt	Flow rate max.	Working pressure max.	Art.No.
THREE25 with int. meter	230	34 l/min	1,6 bar	81619KS325
THREE25 with meter K24	230	34 l/min	1,6 bar	81620KS325
Dispensing kit PRO	230	35 l/min	1,5 bar	ZU81604KS325
Dispensing kit BASIC	230	35 l/min	1,5 bar	ZU81605
Dispensing kit BASIC PLUS	230	35 l/min	1,5 bar	81608KS325
Dispensing kit DRUM	230	35 l/min	1,5 bar	81606
Dispensing kit DRUM PLUS	230	35 l/min	1,5 bar	81606AZKS325
Trolley for Dispensing kit		-		P12681

Dispensing Kits for AdBlue (AUS 32, Urea)

DELPHIN - Fueling Kit for cars with AdBlue (AUS 32, Urea)

This new, mobile unit was specifically designed for the use in garages.
The maneuverable system makes for a save delivery of AdBlue into car tanks.

Equipment:

- ▶ Robust trolley for 200 liter barrel (comes without barrel)
- ▶ Membrane pump 230V for AdBlue
- ▶ 20 Liter Container Delphin with optical level indicator
- ▶ Discharge hose with connection valve for cars (ISO 22241)
- ▶ SEC coupling and suction hose to pump
- ▶ Riser inside barrel

Art.No. 81610

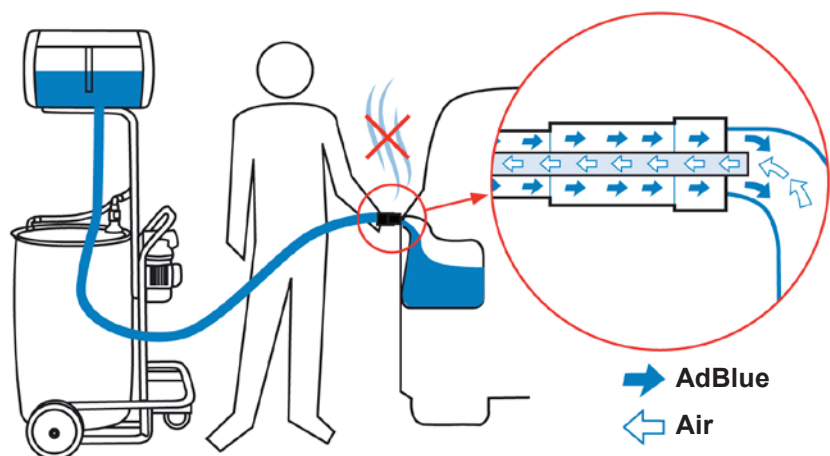


backside



Function:

The innovative system prevents pollutions from leaking AdBlue. The pollution of the AdBlue is also avoided as the tank is vented directly into the main container.





Accessories for AdBlue (AUS 32, Urea)

AC and DC Pump

- ▶ nipple for 3/4" hose connection
- ▶ extra safe seals
- ▶ On/Off switch
- ▶ 2 m cable with plug
- ▶ DC pump available with handle



AC Pump



DC pump

Hand Crank pump

- ▶ Max. Flow rate 38 l per 100 rotations
- ▶ 2" BSP connection with MAUSER and GREIF adapter
- ▶ Pump housing stainless steel
- ▶ Incl. Intake and 2.5 m filling hose with stainless steel spout



Hand Crank pump



Hand pump

Technical Details

Pumps for AdBlue	Volt	Flow rate max.	Working pressure max.	duty cycle	Art.No.
AC Pump	230	34 l/min	1,5 bar	20 min	P20310
DC Pump	12	36 l/min	1,5 bar	20 min	P20400
	24	36 l/min	1,5 bar	20 min	P20410
Hand Crank pump	with 2,50 m hose - with moulting and gripping adapter				P332A90
Hand pump	-				120614
	with 3 m hose - with moulting and gripping adapter				120615

Nozzles:



stainless steel manual



stainless steel automatic




plastic automatic*



plastic automatic with flow meter*

Flow Meter/Adapter:



K 24 with pivoting display and adapter

Technical Details

Nozzles for AdBlue	Flow rate max.	Connections	Art.No.
stainless steel manual	40 l/min	3/4" hose tail	131120
stainless steel automatic	80 l/min	3/4" hose tail	131109
plastic automatic	35 l/min	3/4" hose tail	P61700
plastic automatic with flow meter	35 l/min	3/4" hose tail	P61701



*optional with magnetic adapter (P19174)

Flow meters	Flow rate max.	pressure max.	Connections	Weight	Art.No.
K24 for AdBlue	6-100 l/min	10 bar	1" x 1" ext. thread	0,4 kg	1318170
K24 Pulser for AdBlue	6-100 l/min	10 bar	1" x 1" ext. thread	0,4 kg	1318172
Adapter stainless steel	-	-	1" x 1" int. thread	-	P16073

Accessories for AdBlue (AUS 32, Urea)



Gravity-Kit

Manual nozzle with IBC bottom valve adapter
Art.No. P15517




Suction connection

SEC, HDPE plastic for CDS suction hose
Art.No. P15452



Suction hose

with IBC bottom valve adapter and stop valve
Art.No. P15515



Suction pipe

with SEC/CDS Cover
Art.No. P15606 AG Greif
Art.No. P156062 AG 2" BSP

Fittings



M1" BSP x Ø 3/4"
Art.No. P15522



90°
Ø 3/4" x M1" BSP
Art.No. P15485



90°
Ø 3/4" x F1" BSP
Art.No. P15484



M/F 1" BSP
Art.No. P15179



1" F BSP
Art.No. P16433



1" F BSP
Art.No. P16434



1" F BSP x Ø 3/4"
Art.No. P16435



Swivel connection
Stainless steel
M 3/4" BSP x Ø 3/4"
Art.No. P14132



Rubber-jacket for swivel connection
Art.No. P16497



EPDM suction hose 3/4"
Art.No. P14124
EPDM suction hose 3/4"
Art.No. P141255



EPDM suction kit with foot valve, length 1,5 m
Art.No. P14146



Hose clamp
Stainless steel
Art.No. P13800



Adapter
1" iG NPT/NPT
Art.No. P16074
1" iG BSP/NPT
Art.No. P16458
1" iG BSP/BSP
Art.No. P16073

Hose Reels for AdBlue (AUS 32, Urea)

Easy handling - with static or rotating support plate.

- ▶ protective latch mechanism
- ▶ adjustable arm (on option)
- ▶ hose connection in/out 3/4"
- ▶ inlet with swivel
- ▶ hose length max. 8 m/15m (Ø 3/4")

Hose reel

- ▶ pivotable hose connection
- ▶ hose-stop and protection spring
- ▶ hose clamp
- ▶ pressure loss 0,1 bar at 35 l/min

Art.No. P750060

Hose reel with 8 m EPDM-hose 3/4"

- ▶ complete with swivel and elbow
- ▶ pressure loss 0,4 bar at 35 l/min

Art.No. P750070



Console for Hose reel (IBC) construction Art.No. P17275

Accessories for AdBlue (AUS 32, Urea)



www.ZUWA.de



ZUWA-Zumpe GmbH
Franz-Fuchs-Str. 13-17
D-83410 Laufen
www.zuwa.de

Phone: +49 8682 8934-50
Fax.: +49 8682 8934-850
E-Mail: export@zuwa.de



© ZUWA 07/2015